




BREAKER STEELS

HEX SHANK (32 x 160mm)



32 x 160mm (1-1/4" x 6-1/4") HEX SHANK



DESCRIPTION	PART NO.	LIST
Moil point - 380mm under collar	32.0x160HX-MP380	£27.72
Moil point - 450mm under collar	32.0x160HX-MP450	£29.66
Narrow chisel - 380mm under collar	32.0x160HX-NC380	£27.72
Narrow chisel - 450mm under collar	32.0x160HX-NC450	£29.66
75mm wide chisel	32.0x160HX-75WC380	£49.29
115mm wide Tarmac Cutter	32.0x160HX-115WTC300	£56.40
Clayspade - 135 x 205mm Blade	32.0x160HX-135x205S	£95.54
Stem for use with 180mm Pad	32.0x160HX-STEM	£56.99

MOIL POINT



Drop forged from high grade steel, this Hammer Iron with heat treated work areas is used for demolition work and starting holes in the centre of a concrete slab. The most common of the demolition steels used for general breaking where there is not a requirement to control the line of fracture.

NARROW CHISEL



Narrow chisel used in a similar way to the moil point but the line of fracture is controlled along the line of the chisel end. Used on applications where it is important to have a clean edge retained on the work-piece to be broken.

WIDE CHISEL / BOLSTER CHISEL



Wide chisel or bolster chisel used in a similar way to the moil point but the line of fracture is controlled along the line of the chisel end. Used on applications where it is important to have a clean edge retained on the work-piece to be broken.

115MM WIDE TARMAC CUTTER



Tarmac Cutter used for cutting of coated stone. The wedge shape of the side profile is preferred by many operators as it facilitates easy removal of the blade after each cut.

CLAYSPADE



Clayspade is a purpose designed blade for cutting / digging of boulder clay. The geometry facilitates the cutting action to return to an open face. If the edge is damaged during use it will destroy the natural scooping action. This tool is favoured by tunnelling contractors and companies specialising in underpinning in clay conditions. Also excellent for general garden and landscaping.

STEM Use with 180mm dia tamping pad



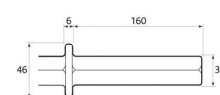
These tools need to be used together the stem can have a number of shank configurations to suit both Pneumatic and Electric powered breakers. The pad is selected to suit the type of compaction operation required whether this be for back filling following emergency repairs to services or compaction of mould in industrial applications.

HOW TO SELECT YOUR DURO BREAKER STEEL

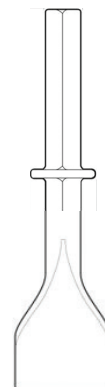
1. Choose the kind of application you need to undertake and therefore the breaker steel type you need to achieve.
2. Then select the machine type you will be using - pneumatic or electric



FOR EXAMPLE:
75MM WIDE CHISEL



REQUIRED TO BE USED WITH A 32X160 HEX SHANK BREAKER



AN EXTENSIVE RANGE OF BREAKERS AVAILABLE FROM OUR SISTER COMPANY YOKOTA UK

YOKOTAUK



THE PRO-LINE FROM DURO, OFFERING PROFESSIONAL LEVEL TOOLS AT VERY COMPETITIVE PRICE LEVELS. THIS RANGE IS RENOWNED FOR OFFERING GREAT QUALITY, PERFORMANCE AND VALUE TOOLS WITH VERY HIGH OUTPUT.



ORDER LINE: 01909 552470

WWW.DURO-DIAMONDS.COM